

Contact: Johnny Email: multsmart@qq.com

STERILIZATION UVC LAMP TROLLEY

Technical Specification

Model No. MS-UVC-MT100


Product Name UVC Lamp Trolley




Application

Disinfection Scene	School, hospital , hotel, airport, train station, shopping mall, supermarket... etc.
Disinfection Area	≤100m ²

Parameter

Model	MS-UVC-MT100
Power	100W
Input Voltage	AC110/220V 50/60Hz optional
Plug	US standard, EU standard , UK standard, CN standard
UV Wavelength	Ozone Free: 253.7nm Ozone: 185nm+253.7nm (optional)
Application Area	≤100m ²
Remote Control	Timing by remote control
Tube Material	Quartz tube
Shell Material	Cold rolled plate
Lifespan	8000Hrs
Net Weight	7.5Kg
Trolley Size	32*24*118cm
	
Package Size	32*31*106cm

Partial Images




UV tube 180degree spin



360degree steering wheel



Trolley handle



Rolling bearing



High quality UV lamp



Remote control

Test Report



中国认可
国际互认
检测
TESTING
CNAS L1747

广东省微生物分析检测中心

GUANGDONG DETECTION CENTER OF MICROBIOLOGY

分析检测结果

ANALYSIS AND TEST RESULT

报告编号 (Report No.): 2020FM02173R01D

1.样品前处理: 以玻璃为载体, 作用距离 1.5m, 作用时间 30 分钟。

Sample pretreatment: With the glass as the carrier, the action distance was 1.5m and the action time was 30 minutes.

2.试验结果 Test Result:

试验菌株 Test germ	试验组别 Test group	对照组平均菌落数 Average cfu of positive controls (cfu/片)	试验组平均菌落数 Average cfu of testing groups (cfu/片)	杀灭率 Killing rate (%)	杀灭对数值 Sterilization logarithm
大肠杆菌 (<i>Escherichia coli</i>) 8099	1	1.1×10^6	6.3×10^3	99.43	2.24
	2	1.2×10^6	8.4×10^3	99.30	2.16
	3	1.1×10^6	8.3×10^3	99.24	2.12

(以下空白 blank below)



广微测
Gmicro Testing

广东省微生物分析检测中心

GUANGDONG DETECTION CENTER OF MICROBIOLOGY

分析检测结果

ANALYSIS AND TEST RESULT

报告编号 (Report No.): 2020FM02173R03D

样品前处理: 以玻璃为载体制作病毒片, 放于机器 1m 处, 工作 30min。 Sample pretreatment: Took the glass as carrier for virus sheet, and put the virus sheet at 1 m from the machine, and worked for 30min.						
实验病毒及宿主 Virus and host cell	作用时间及距离 Action time and distance	组别 Group	病毒滴度对数值 Logarithm of infectivity titre of virus lgTCID ₅₀ /ml	病毒总数 Infectivity titre of virus TCID ₅₀ /ml	杀灭对数值 logarithm reduction value (KL)	病毒杀灭率 Virus inactivation ratio (%)
甲型流感病毒 H1N1 (A/PR/8/34) 宿主名称: MDCK 细胞 H1N1 Influenza virus (A/PR/8/34) Host cell: MDCK	30min 1m	对照组 1 Control group1	6.20	1.58×10 ⁶		
		对照组 2 Control group2	6.00	1.00×10 ⁶		
		对照组 3 Control group3	5.90	7.94×10 ⁵		
		试验组 1 Test group1	4.20	1.58×10 ⁴	2.00	99.00
		试验组 2 Test group2	3.67	4.68×10 ³	2.33	99.53
		试验组 3 Test group3	3.80	6.31×10 ³	2.10	99.21
*阴性对照组试验生长良好, 试验结果符合评价规定的全部条件。 * The results of the negative control group grew well. The results met all the requirements of the evaluation criteria.						
(以下空白 Blank below)						



Precautions

1. When using UVC disinfection lamps, people, animals and plants must leave the scene.
2. When using UVC disinfection lamps, pay attention to the protection of valuable paintings in the room, and prevent oxidation and discoloration due to the long time ultraviolet rays radiation.
3. Don't use the UVC lamps as lighting lamp.
4. After disinfection the room, please open the window for ventilation.
5. Please use the UV lamp trolley according to the instructions.